



Title: USING i-SPEED 7 FOR PIV APPLICATIONS

Date written: June 1, 2017

Author: Nick Paris

Keywords: PIV, i-SPEED 7, random snapshot, sync, laser pulse, dual frame

i-SPEED 7 FOR PIV APPLICATIONS

Overview

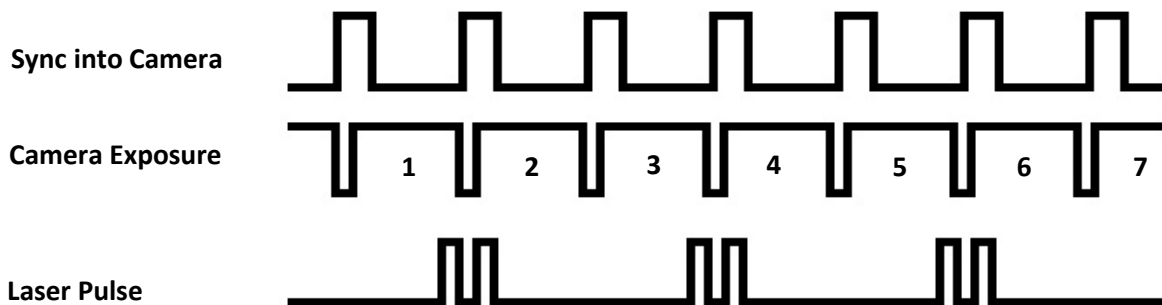
The dual frame feature within the i-SPEED 7 Series Camera is intended as a future update. This will allow the camera to fire 2 images from a single incoming sync and control the interframe time very accurately within the camera.

The camera is also compatible with PIV systems using the following two methods:

- Constant input syncs
- ‘Random Snapshot’ mode

Constant input syncs

The camera can be given a constant frequency with the laser pulses aligned to the known start of the required exposures. The camera sync pulses must be continuous and must not stop between PIV double pulses.



In the example above, frames 1 to 6 will be stored in camera memory and contain the image pairs. If the laser cannot fire on all frames, then some frames will not have illumination. Once the video has been saved as an image sequence, any resultant black frames can be deleted.

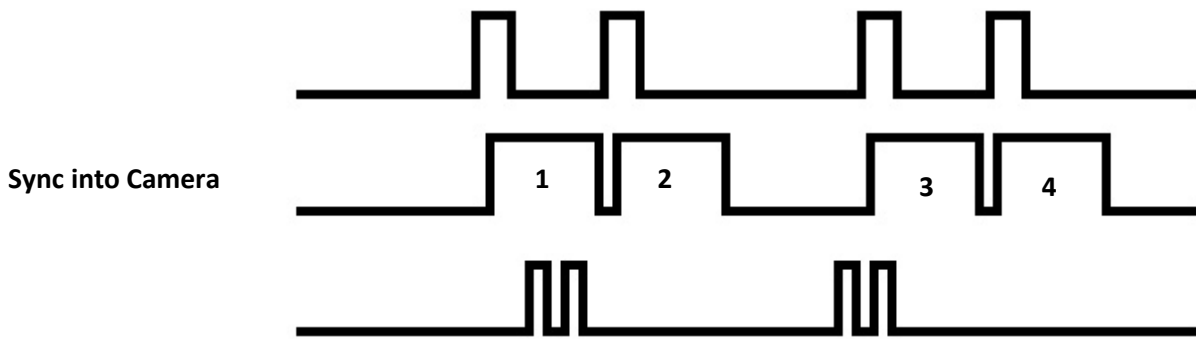


TECH NOTE

Random Snapshot Mode

Random snapshot allows the camera to only expose a single image on receipt of a sync in signal. Live view is not possible during this time due to the sensor only framing on an incoming sync, so the last image grabbed will be held on the screen until the next sync.

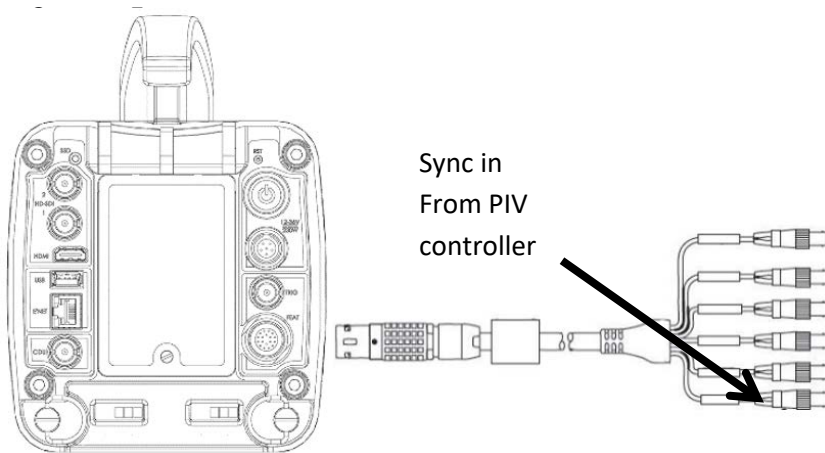
This means that a double sync pulse is required per double laser pulse. The camera has a reaction time from the incoming sync and the start of exposure; this should be considered to ensure that the laser fires during



the active exposure period.

Using random snapshot allows only the frames required to be stored (no black non-illuminated frames) and therefore allows much longer samples of PIV double frames to be stored in the camera's memory.

For both methods the connection to the camera's sync input is via the feature lead.



For timing setup in both modes, we suggest the use of an oscilloscope to compare the sync signal to the camera's exposure out signal and ensure that laser timing correctly straddles the exposure times.